







User's Guide for The Crossings Neighborhood Website

Accessing the Website

To access the web site, please go to the following URL:

<http://www.thecrossingsneighborhood.com>

You will be presented with the main page and if you scroll down, you will see four options that you will have access to. You can click on the icons to access that particular location.

			
Potential Residents	Residents	Calendar	Contact
You can find all information regarding the Crossing's Development. If you are looking to relocate to the Crossings, anything that you will need to know will be located here.	All the information for the residents is located at this location. You will need to register for the website to access content located here.	You can find any detailed information on upcoming events here.	If you would need directions to the Crossings or contact information, you can find that information here.

Potential Residents – This section lists all the public information that is available for anybody. This section will contain information on our covenants, maps of the neighborhood and any other information that would be useful for any potential homeowner. There will be no information about residents in the Crossings Neighborhood within this section.

Residents – This section will provide all the information for our residents within the Crossings. Because of the sensitivity of the information within this section, you will need to register for the website and be approved by the administrator before you will be granted access.

Calendar – This section will present the user with a calendar of all activities that are occurring within the Crossings Neighborhood.

Contact – This section will list a contact page that will allow people to have access to the contact people within the Crossings Neighborhood. There will be the links for the email addresses as well as mailing addresses for the HOA board.

Registering for the Website

At the top of the website is a menu bar that looks like the following:



If you click on the “User Information,” you will see four options:

User Registration – This option allows you to register for the Crossings Website. You will be asked to fill out a form that will need to be verified by the HOA board before you will be granted access.

User Login – This option will give you the ability to login to the Crossings Website. This is an optional step because if you attempt to access any information, the web site will prompt you for the information.

Modify User Settings – You can select this option if you ever need to change your password on your account.

Logout – This option gives you the ability to log out of the web if you need to manually do it.